

The go-e logo is displayed in white lowercase letters on a blue background. The 'g' and 'e' are stylized, with the 'e' having a horizontal bar that extends to the right.

## Data sheet

# go-e Charger Gemini flex

11/22 kW

Mobile wallbox/charging station for electric vehicles (IC-CPD),  
According to EN IEC 61851-1:2019, EN IEC 62752:2016/A1:2020,  
Valid for article numbers: CH-04-11-01, CH-04-22-01

## Smart EV Charging Solution

No matter which electric car  
or plug-in hybrid you drive.  
The go-e Charger will reliably charge  
your vehicle. Stationary and on the move.

Charging power: e.g. 1.4 - 3.7 - 7.4 - 11 - 22 kW  
Single-phase or three-phase

V 1.4



# go-e Charger Gemini flex

## Highlights

Many smart functions that make charging electric vehicles even more convenient are already integrated in the go-e Charger Gemini flex. The charging station is suitable for installation indoors and outdoors in both private and commercial environments (without selling charging power). The charger can be connected directly to a suitable red CEE three-phase socket or to other sockets via an adapter (available as an accessory). **It is not necessary to open the go-e Charger during the installation process.**

### **Highest flexibility: stationary and mobile usable**

In the wall bracket, the go-e Charger Gemini flex can be operated just like a purely stationary wallbox. The big plus: with a few simple steps, the wallbox can be transformed into a mobile charging station and ensures maximum charging flexibility even at locations where no (public) charging station is available. This guarantees relaxing in the holiday home, on the campsite or at friends' and relatives' homes even after a long journey (adapters available as accessories may be required).


### **Simply charge any electric vehicle - Plug & Play**


The go-e Charger can be installed with little effort and put into operation within a very short time, depending on the home's electrical system. Simply attach the wall bracket, hook up the wallbox and connect it to a suitable socket. The charging process is as uncomplicated as charging a smartphone. Plug in the type 2 cable and the go-e Charger charges with the power requested by the car in the standard setting. If necessary, the charging current can be adjusted directly on the device using the black button.

### **Numerous safety functions**

The extensive safety functions of the go-e Charger ensure that you can sit back and relax while the car is reliably charged. The charging station reduces the current flow if necessary (static / dynamic\* load balancing) or switches off completely if fault currents occur. In this way, the charger protects your car, your home's electrical system and itself from damage. The go-e Charger is equipped with a DC protection module that protects the house wiring from possible DC fault currents that could be caused by an electric

car. On the building side, only a type A residual current circuit breaker and a miniature circuit breaker need to be installed. The go-e Charger also provides additional protection against AC faults (6 mA DC, 20 mA AC).

 **Total control - via app even from the sofa**  
All charging processes can be carried out with the go-e Charger without an app. The wallbox signals the current charging status via an LED ring. All details about the charging status can be viewed even more conveniently via the go-e Charger app. If necessary, you can also use it to adjust all basic and comfort settings. You also keep an eye on the amount of electricity charged via the integrated electricity meter. When the wallbox is integrated into a WiFi network, the device can be controlled and monitored from your sofa.

 **Usable inside and outside**  
Thanks to the IP65 classification, the go-e Charger can always deliver full performance regardless of the weather conditions. The charging cable can be locked to prevent theft. When installed outdoors, you are able to protect the wallbox from unauthorised use by using an RFID chip. RFID chips are also useful if several people share the device. The charged current is shown separately for each user.

\*with go-e Controller



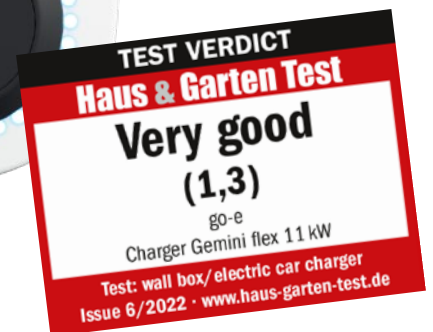

### Different charging modes for cost-effective and sustainable charging

Coming home after work and immediately starting the charging process is easy, but not necessarily sustainable and cheap. With intelligent functions such as the scheduler, you can postpone your charging processes with the go-e Charger to times when electricity is available in abundance. This reduces the pressure on the electricity grid and, depending on the electricity tariff, can also pay off financially.



### Charge even more intelligently with the go-e Controller

Take your charging experience to the next level with the go-e Controller. The Controller enables dynamic load balancing to avoid overloading the grid when charging your vehicle. The Controller also helps you easily use surplus power from your solar panels and monitor your energy flows. To further optimise your charging process, we recommend a holistic solution consisting of a go-e Charger and an energy management system such as the go-e Controller.



TÜV Rheinland has tested the go-e Charger Gemini flex for and confirmed compliance with EN IEC 61851-1. All relevant associated safety standards have also been tested by TÜV Rheinland.

# Technical data

## go-e Charger Gemini flex



### Scope of delivery

Gemini flex 11 kW	Gemini flex 22 kW
11 kW charging station with 0.3 metres connection cable and 16 A CEE plug	22 kW charging station with 0.3 metres connection cable and 32 A CEE plug
Wall bracket incl. screws and dowels	
Optionally mountable anti-theft device (U-piece)	
One reset card	
One RFID-Chip (already learned)	
Quick reference guide	

### Product specifications

	Gemini flex 11 kW	Gemini flex 22 kW
Mobile wallbox/charging station	IC-CPD, according to EN IEC 61851-1:2019, EN IEC 62752:2016/A1:2020	
Dimensions	Approx. 15.5 x 26 x 11 cm	
Weight	1,63 kg	1,82 kg
Connection cable	30 cm + plug, 5 x 2.5 mm <sup>2</sup> (type H07BQ-F)	30 cm + plug, 5 x 6 mm <sup>2</sup> (type H07BQ-F)
Connection	Single-phase or three-phase	
Rated voltage	230 V / 240 V (single-phase) / 400 V / 415 V (three-phase)	
Nominal frequency	50 Hz	
Power grid types	TT / TN / IT	
Standby power	3.1 W (LEDs dark) to 5.2 W (LEDs bright)	
RFID	13.56 MHz	
WiFi	802.11b/g/n 2,4GHz / frequency band 2412-2472Mhz	

## Permissible ambient conditions

	Gemini flex 11 kW	Gemini flex 22 kW
Installation site	Indoors and outdoors	
Operating temperature	-25 °C bis +40 °C	
Storage temperature	-40 °C bis +85 °C	
Average temperature in 24 hours	Maximum 35 °C	
Altitude	Maximum 2.000 m above sea level	
Relative humidity	Not more than 95 % (not condensing)	
Impact resistance	IK08	

## Charging capacity

	Gemini flex 11 kW	Gemini flex 22 kW
Maximum charging power	11 kW (16 A, 3-phase)	22 kW (32 A, 3-phase)
Ampere- and status display	Readable via LED ring and app	
Adjusting charging power	By button and app	
	Via charging current in steps of 1 Ampere between 6 A and 16 A	Via charging current in steps of 1 ampere between 6 A and 32 A

	Gemini flex 11 kW	Gemini flex 22 kW	Remark
Single phase charging car <sup>1</sup>	1.4 kW to 3.7 kW	1.4 kW to 7.4 kW	Country-specific limitations need to be observed
Two phase charging car <sup>1</sup>	2,8 kW to 7.4 kW	2,8 kW to 14.8 kW	Two-phase connection of the charger is not possible
Three phase charging car <sup>1</sup>	4.2 kW to 11 kW	4.2 kW to 22 kW	go-e Charger switches through the power that is available at the connection

<sup>1</sup>Charging power depending on the number of phases of the car's onboard charger

## Connection to vehicle

Gemini flex 11 kW	Gemini flex 22 kW
Typ 2 socket (acc. to EN 62196-2) with mechanical locking device (own type 2 cable required, available as accessory)	
Vehicles with type 1 can be charged with adapter cable type 2 to type 1 (available as accessories)	



## Safety functions

	Gemini flex 11 kW	Gemini flex 22 kW
DC protection module with DC detection and additional AC detection	6 mA DC, 20 mA AC (An RCD type A must be installed on the building side and a miniature circuit breaker must be connected upstream. The local installation regulations must be observed).	
Protection class	I	
Pollution degree	II	
Anti-theft device	Charging cable locking device	
Access control	Can be activated if required. Authentication via RFID or APP possible. One learned RFID chip is already included.	
Input voltage	Phase and voltage testing	
Switching functions	Testing of the switching functions	
Ground check	For TT, TN grids (deactivatable ground check for IT grid - Norway mode)	
Current sensor	3-phase	
Temperature sensors	Regulation of the charging current in case of overtemperature	
IP65	Protected against dirt and water, suitable for permanent outdoor operation	
go-e network operator API	For authorised access by the electricity grid operator to the go-e Charger for grid-serving power control	
Modbus TCP	E.g. for grid-serving power control by the electricity grid operator	

## Connection to infrastructure

Gemini flex 11 kW	Gemini flex 22 kW
CEE red 16 A (3-phase)	CEE red 32 A (3-phase)
With original go-e adapters (not included in the scope of delivery, available as accessories)*:	
to CEE red 32 A (three-phas - limitation by charging box to 16 A)	to CEE red 16 A (three phase)
to CEE blue 16 A (single-phase)	to CEE blue 16 A (single phase)
to multiple domestic plugs 16 A (domestic socket - single phase)	to multiple domestic plugs 16 A (domestic socket - single phase)

\*Due to legal regulations, all adapter cables must not be used in Switzerland.

## go-e Charger app and connectivity

Gemini flex 11 kW	Gemini flex 22 kW
Local (WiFi hotspot) or worldwide* (WiFi) controlling and monitoring	
Adjustment/check of the charge (voltage, current, power, energy)	
Adjusting the current level in 1 ampere steps	
Start/stop function and Scheduler	
Management of RFID chips/cards (up to 10 users per charger) / Access control (RFID/App)	
OCPP 1.6*	
Electricity meter (total kWh and total amount per RFID chip)	
kWh limit mode / ECO mode* / Next Trip mode*	
Push notifications*	
Cable unlock functions	
Flexible energy tariffs with intelligent charging management*/**	
Static load balancing*	
Photovoltaic connection via go-e Controller (separate product) or open API interface (programming required)*	
LED adjustment	
Management of the charging levels via button on the charging station	
Updateable for later functions (Smart home, etc.)*	
Automatic unlocking of the charging cable in the event of a power failure	
1-/3-phase switching via app - even during the charging process	
Synchronisation of charging processes with the cloud and display of the past charging processes*	
Documented public API interfaces: HTTP , MQTT, Modbus TCP	

\*Internet connection of the Charger required

\*\*Contract with an electricity provider whose flexible electricity tariff is integrated in the go-e app is required. Several 100 tariffs are stored. The number of tariffs is constantly being expanded.

The copyright to this data sheet is owned by go-e GmbH | go-e GmbH reserves the right to make changes without notice. The latest version can be downloaded here: [www.go-e.com](http://www.go-e.com) | Images are for illustration purposes and may differ from the actual product. | Errors excepted



go-e